



# Town of Topsfield 2025 Water Quality Report

## The Quality of Your Drinking Water

The Topsfield Water Department (PWS ID# 3298000) is committed to providing our customers with high quality drinking water that meets or surpasses state and federal standards for quality and safety. To ensure delivery of a quality product, we have made significant investments in treatment facilities, water quality monitoring and the distribution system. We are pleased to report the results of our calendar year 2025 water testing to inform you about your drinking water. Each year, we will be mailing you information about water quality. Recent test results are available at <https://www.topsfieldpublicworks.org/apps/watertesting/>.

## Topsfield's Water System

Our water system is supplied by two groundwater well fields and pumping stations located at North Street (3298000-01G) and Perkins Row (3298000-02G). Raw water from these sources is treated at the Boston Street Water Treatment Plant, a greensand filtration facility, before entering the distribution system. The system has two water storage tanks, approximately 50 miles of water main piping, and 1,850 service connections.

## Any Questions?

Want to know more about the Topsfield water supply system or interested in participating in the decision making-process? Please call Greg Krom, Superintendent, at the Topsfield Water Department at (978) 887-1517 with any questions, comments or concerns. We are located at the Public Works Facility, 279 Boston Street. You can also email us at [water@topsfield-ma.gov](mailto:water@topsfield-ma.gov) or visit our website: [www.topsfieldpublicworks.org](http://www.topsfieldpublicworks.org). If you would like to receive email notifications about water supply events such as hydrant flushing, water bans or water quality topics then please visit our website to [subscribe to our email list](#).

## Topsfield's Water Treatment

In order to meet state and federal requirements for public drinking water, our source water receives treatment before it is supplied to our customers. We treat our water by several methods including aeration, corrosion control, disinfection, iron & manganese removal, sequestration, and fluoridation.

Many drinking water sources in New England are naturally corrosive. So, the water they supply has a tendency to corrode and dissolve the metal piping it flows through. This not only damages pipes but can also add harmful metals, such as lead and copper, to the water. For this reason it is beneficial to make the water neutral or slightly alkaline. This is done by adding one, or a combination of several, approved chemicals. The Topsfield Water Department adds potassium hydroxide to its water and removes carbon dioxide through aeration. These methods adjust the water to a non-corrosive pH. Testing throughout the water system has shown that this treatment has been effective at reducing lead and copper concentrations.

All reservoirs and some groundwater sources contain numerous microorganisms, some of which can cause people to become sick. To eliminate disease-carrying organisms, it is necessary to disinfect the water. Disinfection does not sterilize the water; it removes harmful organisms. Sterilization is too costly and kills all organisms, even though most are not harmful. The Topsfield Water Department uses sodium hypochlorite as its primary disinfectant. Chlorine destroys organisms by penetrating cell walls and reacting with enzymes. Disinfection with chlorine has been proven effective at ensuring that water is free of harmful organisms and safe to drink.

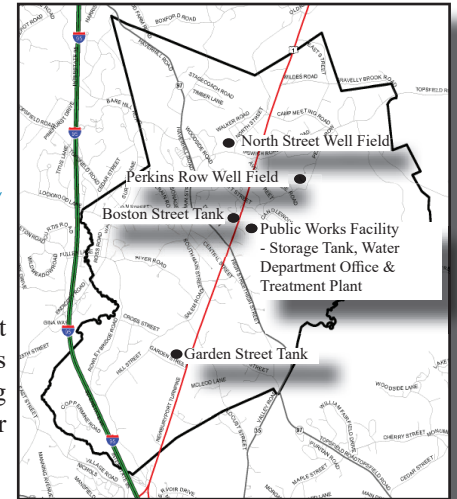
Iron and Manganese are often present in groundwater at levels that can discolor the water, or cause it to take on an unpleasant odor or taste. Even though the water may still be safe to drink, treatment is often desirable. Treatment consists of removing iron & manganese via greensand filtration and adding an orthophosphate/polyphosphate blend to the water. This addition results in a chemical reaction, known as sequestration, which prevents the iron and manganese from forming nuisance particles. All chemicals used for sequestration are approved for water treatment by one of the following organizations: National Sanitation Foundation (Now known as NSF International) or UL, both accredited by the American National Standards Institute (ANSI). Chemicals must also meet standards established by the American Water Works Association (AWWA).

Fluoride is a naturally occurring element in many water supplies in trace amounts. In our system the fluoride is adjusted to an optimal level averaging 0.7 parts per million (ppm or mg/L). Our water system has been providing this treatment since the 1950s.

## Water System Improvements

Our water system is routinely inspected by the Massachusetts Department of Environmental Protection (MassDEP). MassDEP inspects our system for technical, financial and managerial capacity to provide safe drinking water to you. To ensure that we provide the highest quality of water available, your water system is operated by a Massachusetts certified operator who oversees the routine operations of our system. As part of our ongoing commitment to you, last year we made the following investments in our system:

- Water meter replacement work continued in 2025 with approximately 80 water meters replaced. Meters must be tested or replaced every ten years. We switched to a new type of water meter that is very accurate and can help identify leaks on the distribution side of the meter which should help reduce our unaccounted for water.
- Construction of the Public Works Water Storage Tank was completed and the tank was put into service in early 2026.
- Aging water mains were replaced on Lockwood Lane, Siverbrook Road, Forrest Road, and streets near Ross Road.



## Drinking Water Regulations

Drinking water, including bottled water, may reasonably be expected to contain at least small amounts of some contaminants. The presence of contaminants does not necessarily indicate that water poses a health risk. More information about contaminants and potential health effects can be obtained by calling the EPA's Safe Drinking Water Hot-line (1-800-426-4791). In order to ensure that tap water is safe to drink, EPA and MassDEP prescribe regulations that limit the amount of certain contaminants in water provided by public water systems. FDA and Massachusetts Department of Public Health regulations establish limits for contaminants in bottled water that must provide the same protection for public Health.

## The Substances Found in Your Tap Water

The sources of drinking water (both tap water and bottled water) include rivers, lakes, streams, ponds, reservoirs, springs, and wells. As water travels over the land's surface or through the ground, it dissolves naturally-occurring minerals and radioactive material, and can be polluted by animals or human activity. Contaminants that may be present in source water include:

- Microbial contaminants, such as viruses and bacteria, which may come from sewage treatment plants, septic systems, agricultural livestock operations, and wildlife.
- Inorganic contaminants, such as salts and metals, which can be naturally-occurring or result from urban stormwater runoff, industrial or domestic wastewater discharges, oil and gas distribution, mining, or farming.
- Pesticides and herbicides, which may come from a variety of sources such as agriculture, urban stormwater runoff, and residential uses.
- Organic chemical contaminants, including synthetic and volatile organic chemicals, which are byproducts of industrial processes and petroleum production, and can also come from gas stations, urban stormwater runoff, and septic systems.
- Radioactive contaminants, which can be naturally-occurring or be the result of oil and gas production and mining activities.

## Is Our Water Safe for Everyone?

Some people may be more vulnerable to contaminants in drinking water than the general population. Immuno-compromised persons such as persons with cancer undergoing chemotherapy, persons who have undergone organ transplants, people with HIV/AIDS or other immune system disorders, some elderly, and infants can be particularly at risk from infections. These people should seek advice about drinking water from their health care providers. EPA/CDC guidelines on appropriate means to lessen the risk of infection by *Cryptosporidium* and other microbial contaminants are available from the Safe Drinking Water Hot-line (800-426-4791).

## Concerns about Lead in Drinking Water

If present, elevated levels of lead can cause serious health problems, especially for pregnant women and young children. Lead in drinking water is primarily from materials and components associated with service lines and home plumbing. The Topsfield Water Department is responsible for providing high quality drinking water, but cannot control the variety of materials used in plumbing components. When your water has been sitting for several hours, you can minimize the potential for lead exposure by flushing your tap for 30 seconds to 2 minutes before using the water for drinking or cooking. If you are concerned about lead in your water, you may wish to have your water tested. Information on lead in drinking water, testing methods and steps you can take to minimize exposure is available from the Safe Drinking Water Hot-line or at <http://www.epa.gov/safewater/lead>.

## Help To Protect Our Water Supply!

The Massachusetts Department of Environmental Protection (MassDEP) has prepared a Source Water Assessment Program (SWAP) Report for our water supply sources. The SWAP report assesses the susceptibility of public water supplies. A copy of the SWAP report is available at the Public Works Facility. Our SWAP report has indicated that our groundwater is highly susceptible to contamination from residential activities adjacent to the wells; residential land uses; accidental spills from local roadways and Route 1; hazardous materials storage; existing contamination sites; auto repair shops and service stations; cemeteries; and agricultural activities. As a consumer, you have an impact on the quality of our water supply sources, and therefore, the quality of the water you drink. The land around our groundwater wells is mainly forested and residential with lesser amounts zoned as commercial. When rain falls or snow melts, the seemingly small amounts of chemicals and other pollutants around your property may be transferred by groundwater or overland flow to the wells.

## Per- and Polyfluoroalkyl Substances (PFAS)

MassDEP implemented new PFAS regulations that went into effect on October 1, 2020. The regulations require that the quarterly average of the total concentrations of perfluorooctanoic acid (PFOA), perfluorooctane sulfonic acid (PFOS), perfluorononanoic acid (PFNA), perfluorohexanesulfonic acid (PFHxS), perfluorodecanoic acid (PFDA) and perfluoroheptanoic acid (PFHpA) be less than 20 parts per trillion (ppt). Small systems such as ours began testing in October 2021. Topsfield began regular PFAS testing in the fall of 2019.

EPA recently finalized national PFAS regulations that are more stringent than MassDEP's PFAS6 regulations. EPA set nation-wide maximum contaminant levels for PFOS and PFOA at 4 parts per trillion individually. A series of other PFAS compounds will be regulated using a risk assessment formula.

As shown in the water testing result tables, our water typically has between 4 and 6 ppt of PFOA. We have until April 2031 to either install additional treatment to remove PFAS or find a PFAS-free water supply. MassDEP one more year to revise their regulations to be as strict or stricter than EPA's new regulations.

# Topsfield Water Department

## Cross Connection Control Program

The Topsfield Water Department makes every effort to ensure that the water delivered to your home and business is clean and safe. Our staff works very hard to protect the quality of the water delivered to our customers from the time the water is extracted from the wells until it exits the distribution system. But what happens when the water reaches your home or business? Is there still a need to protect the water quality from contamination caused by a cross-connection? If so, how?

### What is a cross-connection?

A cross-connection occurs whenever the drinking water supply is or could be in contact with potential sources of pollution or contamination. Cross-connections exist in piping arrangements or equipment that allows the drinking water to come in contact with non-potable liquids, solids or gases (hazardous to humans), or unapproved water sources such as a private wells. Contaminated water can be drawn into the potable water system during a backflow event.

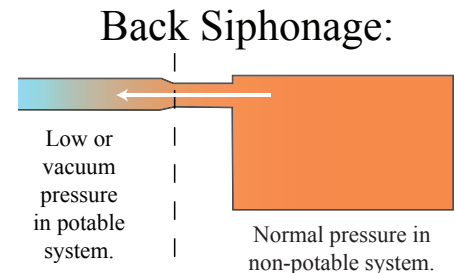
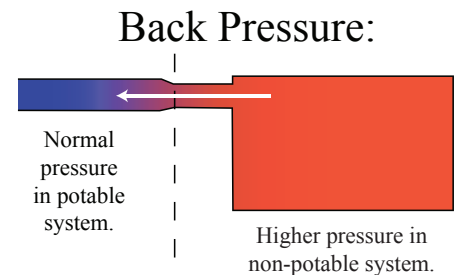
### What is a backflow?

Backflow is the undesired reversal of water flow in the drinking water distribution lines. This backward flow of water can occur when the pressure created by equipment or system such as a boiler or air-conditioning unit is higher than the water pressure inside the water distribution line (back-pressure), or when the pressure in the distribution line drops due to routine occurrences such as water main breaks or heavy water demand causing the water to flow backward inside the water distribution system (back-siphonage). Backflow is a problem that many water consumers are unaware of, a problem that each and every water customer has a responsibility to help prevent.

### What can I do to help prevent a cross-connection?

Without the proper protection something as simple as a garden hose has the potential to contaminate or pollute the drinking water lines in your house. In fact over half of the country's cross-connection incidents involve unprotected garden hoses. There are very simple steps that you as a drinking water user can take to prevent such hazards. They are:

- NEVER submerge a hose in soapy water buckets, pet watering containers, pool, tubs, sinks, drains or chemicals.
- NEVER attached a hose to a garden sprayer without the proper backflow preventer.
- Buy and install a hose bib vacuum breaker on any threaded water fixture. The installation can be as easy as attaching a garden hose to a spigot. This inexpensive device is available at most hardware stores and home-improvement centers.
- Identify and be aware of potential cross-connections to your water line.
- Buy appliances and equipment with a backflow preventer
- Buy and install backflow prevention devices or assemblies for all high and moderate hazard connections.



If you are the owner or manager of a property that is being used as a commercial, industrial or institutional facility you must have your property's plumbing system surveyed for cross-connections by a licensed cross connection control surveyor. If your *non-residential property* has not been surveyed for cross-connection contact the Topsfield Water Department to schedule a free cross-connection survey.

### Why am I receiving this information?

The Massachusetts Drinking Water Regulations, 310 CMR 22.00, requires all public water systems to have an approved and fully implemented Cross Connection Control Program (CCCP). The Topsfield Water Department is working to protect the public health of its drinking water customers from the hazards posed by unprotected cross-connections through the implementation of its cross-connection control program. Providing customers with information about cross connections, including the publication of this brochure, is a required component of our cross connection control plan.

### Where can I learn more?

More information about our program can be found on our website, [www.topsfieldpublicworks.org](http://www.topsfieldpublicworks.org), or by contacting Greg Krom at (978) 887-1517 or [gkrom@topsfield-ma.gov](mailto:gkrom@topsfield-ma.gov).

## **Lead & Copper Notice**

The Topsfield Water Department is required to collect lead and copper samples from at risk homes, schools, and daycare facilities on a regular basis. Lead and copper contamination typically comes from the corrosion of water service lines and building plumbing materials. The test results are used to determine if our corrosion control treatment processes are working properly.

We are required to notify participating customers of the test results within 30 days of receiving the results from the laboratory. The schools sampled during the summer of 2025 were not notified of the results within the required 30 days.

The residential participants were notified of the lead and copper results within 30 days of the results being posted on MassDEP servers. The schools were notified eighty days after results were made available on a MassDEP website. We were unaware that, starting in 2025, school test results were posted to a different system than the one typically used. Schools were notified within two days once we learned the results were available. All of the school test results were well within allowable limits.

## Water Quality Summary

Listed below are the contaminants that were detected in Topsfield's drinking water or were detected in prior years and were not retested during 2025. *The presence of contaminants does not necessarily indicate that the water poses a health risk.* A complete listing of all tests conducted is available at [visit \*http://www.topsfieldpublicworks.org/watertesting/\*](http://www.topsfieldpublicworks.org/watertesting/).

Samples Collected from Our Sources							
Substance	Units	Range Detected	Highest Level Allowed (EPA's MCLs)	Ideal Goals EPA's	OSRG	Possible Sources of Contaminant	Health Effects
<b>INORGANIC CHEMICALS</b>							
Barium	ppm	0.035	1	1	-	Erosion of natural deposits; runoff from orchards	Some people who drink water containing barium in excess of the MCL over many years could experience an increase in their blood pressure.
Copper	ppm	0.004	1.30	-	-	Erosion of natural deposits,	Please see Copper entry in Samples Taken From Your Faucets below.
Lead /	ppb	ND	15	0	-	Erosion of natural deposits.	Please see Lead entry in Samples Taken From Your Faucets below.
Nitrate	ppm	1.78	10	10	-	Runoff from fertilizer use; leaching from septic systems; erosion of natural deposits.	Infants below the age of six months who drink water containing nitrate in excess of the MCL could become seriously ill and, if untreated, may die. Symptoms include shortness of breath and blue baby syndrome.
Perchlorate	ppb	0.15	2	-	-	Rocket propellants, fireworks, munitions,- flares, blasting agents	Perchlorate interferes with the normal function of the thyroid gland and thus has the potential to affect growth and development, causing brain damage and other adverse effects, particularly in fetuses and infants. Pregnant women, the fetus, infants, children up to the age of 12, and people with a hypothyroid condition are particularly susceptible to perchlorate toxicity.
Strontium /	ppb	86- 134.9	-	-	1500	Naturally-occurring element; historically commercial use of strontium has been in the faceplate glass of cathode ray tube televisions to block x-ray emissions.	Consuming high levels of strontium in drinking water could interfere with bone growth, especially in children and in individuals whose diet is low in calcium and protein.
<b>UNREGULATED CONTAMINANTS</b>							
Substance	Units	Range Detected	Average Detected	Sug-gested MCL	OSRG	Possible Sources of Contaminant	Health Effects
Chlorate /	ppb	23.0 - 127.3	84.2	210	-	Agricultural defoliant or desiccant; disinfection byproduct; and used in production of chlorine dioxide.	People exposed to high concentrations of chlorate in drinking water could experience effects on the thyroid, blood, and kidneys. Because it inhibits thyroid iodide uptake, people deficient in dietary iodide are most at risk of chlorate's thyroid effects, which in turn could impact fetal and neonatal development.
Sodium <sup>2,3</sup>	ppm	40.3	40.3	20	-	Naturally present in the environment.	Some people who drink water containing sodium at high concentrations for many years could experience an increase in blood pressure.
Sulfate	ppm	13.6	13.6	250	-	Natural sources.	Some people who drink water containing sulfate at high concentrations for many years could experience diarrhea.
<b>Samples Collected from Our Sources, Regulated Contaminants continued</b>							
Substance	Units	Range Detected	Highest Level Allowed (EPA's MCL)	Ideal Goals (EPA)	OSRG	Possible Sources of Contaminant	Health Effects
<b>RADIONUCLIDES</b>							
Alpha Emitters /	pCi/L	0.647 - 0.963	15	0	-	Erosion of natural deposits.	Certain minerals are radioactive and may emit a form of radiation known as alpha radiation. Some people who drink water containing alpha emitters in excess of the MCL over many years have an increased risk of getting cancer.
Combined Radium	pCi/L	0.42	5	0	-	Erosion of natural deposits.	Some people who drink water containing Radium 226 or 228 in excess of the MCL over many years may have an increased risk of getting cancer.

**Samples Collected from Our Sources**

**PER- AND POLYFLUOROALKYL SUBSTANCES (PFAS)**

Substance	Units	Highest Quarterly Average	Range Detected	MCL (quarterly average)	Violation	Possible Sources of Contaminant	Health Effects
Perfluorobutanesulfonic Acid (PFBS)	ppt	3.06	2.34 - 4.00	-	No	Man-made chemical; used as a replacement for PFOS; used in the manufacture of paints, cleaning agents, and water- and stain-repellent products and coatings, carpet cleaners, floor wax and food packaging.	Based on studies of laboratory animals, people exposed to elevated levels of PFBS, depending on the level and length of exposure could experience effects on the liver, thyroid, blood, and kidneys. PFBS is less toxic and is cleared from the body much faster than PFOS, PFOA and other longer-chain PFAS.
Perfluorohexanoic Acid (PFHpA)	ppt	1.39	ND - 2.17	20	No	Man-made chemical; used in products to make them stain, grease, heat and water resistant.	Based on studies of laboratory animals and chemical similarity to PFOS and PFOA, depending on the level and length of exposure, PFHpA in drinking water may affect the liver, cholesterol levels, thyroid, and immune system and may cause developmental effects.
Perfluorohexanoic Acid (PFHxA)	ppt	2.09	ND - 3.40	-	No	Man made chemical; breakdown product of stain- and grease-proof coatings on food packaging and household products	Based on studies of laboratory animals, depending on the level and length of exposure, PFHxA in drinking water may affect the liver, the blood, the thyroid and may cause effects on the developing fetus. PFHxA is generally considered less toxic than PFOA and is cleared from the body much faster than PFOS, PFOA and other longer chain PFAS.
Perfluorooctanesulfonic Acid (PFOS)	ppt	4.89	3.53 - 6.48	20	No	Surfactant or emulsifier; used in fire-fighting foam, circuit board etching acids, alkaline cleaners, floor polish, and as a pesticide active ingredient for insect bait traps; U.S. manufacture of PFOS was phased out in 2002; however, PFOS may be still generated incidentally or in imported products. USEPA plans to set MCL at 4 ppt.	Exposure to PFOS in drinking water may affect the liver and cholesterol and thyroid hormone levels. Some studies indicate that exposures to elevated levels of PFOS could cause immunological effects, developmental effects, and some types of cancer in laboratory animals and in people.
Hexafluoropolyene Oxide Dimer Acid (HFPO-DA)	ppt	0.90	ND - 2.69	-	-	Man-made chemical; developed as an alternative to PFOA; used in products to make them stain, grease, heat, and water resistant; also a byproduct of the process used to produce other fluoropolymer compounds	Based on studies of laboratory animals, people exposed to elevated levels of HFPO-DA, depending on the level and length of exposure, could experience effects to the liver, kidneys, and immune system and may cause developmental effects.
Perfluorooctanoic Acid (PFPeA)	ppt	3.20	3.10 - 3.20	-	-	Man-made chemical used in products to make them stain, grease, heat, and water resistant.	Although PFPeA has not been well studied, because it is structurally similar to PFBA and some other shorter-chain perfluorinated compounds that have been associated with effects on various organ systems, it may cause similar effects, for example on the liver and thyroid. Like PFBA, PFPeA may be less toxic than PFOA and PFOS, and is cleared from the body much faster than these and other longer-chain PFAS.
Perfluorooctanoic Acid (PFOA)	ppt	8.18	4.87 - 9.00	20	No	Used for its emulsifier and surfactant properties in or as fluoropolymer (such as Teflon), fire-fighting foams, cleaners, cosmetics, greases and lubricants, paints, polishes, adhesives, and photographic films.	Exposure to PFOS in drinking water may affect the liver and cholesterol and thyroid hormone levels. Some studies indicate that exposures to elevated levels of PFOS could cause immunological effects, developmental effects, and some types of cancer in laboratory animals and in people.
<b>PFAS6 (Sum of PFOA, PFOS, PFHpA, PFHxA, PFNA, &amp; PFDA)</b>	ppt	13.53	9.41 - 14.2	20	No	Discharges and emissions from industrial and manufacturing sources associated with the production of these PFAs, including production of moisture and oil resistant coatings on fabrics and other materials. Additional sources include the use and disposal of products containing these PFAs such as fire-fighting foams.	Some people who drink water containing these PFAs in excess of the MCL may experience certain adverse health effects. These could include effects on the liver, blood, immune system, thyroid, and fetal development. These PFAs may also elevate the risk of certain cancers.

**ppm** - One part of contaminant per million parts of water.

**ppb** - One part of contaminant per billion parts of water.

**ppt** - One part of contaminant per trillion parts of water.

**UR** - Unregulated contaminant

**ND** - Substance not detected in the sample

**pCi/L** - Picocuries per liter is a measure of the radioactivity in water

<b>Samples Collected from Your Faucets</b>									
Substance	Units	Highest Level Detected	Range Detected	Highest Level Allowed (EPA's MCLs)	Ideal Goals (EPA's MCLGs)	Possible Sources of Contaminant	Health Effects		
<b>MICROBIOLOGY</b>									
Total Coliform Bacteria (Highest number detected per month)		2	ND - 2	1	0	Naturally present in the environment	Coliforms are bacteria that are naturally present in the environment and are used as an indicator that other, potentially harmful, waterborne pathogens may be present or that a potential pathway exists through which contamination may enter the drinking water distribution system.		
Fecal Coliform Bacteria (Highest number detected per month)		ND	ND	0	0	Human and animal fecal waste	Fecal indicators are microbes whose presence indicates that the water may be contaminated with human or animal wastes. Microbes in these wastes can cause short-term health effects, such as diarrhea, cramps, nausea, headaches, or other symptoms. They may pose a special health risk for infants, young children, some of the elderly, and the people with severely compromised immune systems.		
<b>INORGANIC CHEMICALS</b>									
Fluoride	ppm	0.8	0.5 - 0.8	4 (MRDL)	4	Water additive which promotes strong teeth.	Some people who drink water containing fluoride in excess of the MCL over many years could get bone disease, including pain and tenderness of the bones. Children may get mottled teeth.		
<b>DISINFECTION BY-PRODUCTS</b>									
TTHMs - Total Tri-Halomethanes	ppb	54.74	48.59 - 54.74	80	-	By-product of drinking water chlorination.	Some people who drink water containing trihalomethanes in excess of the MCL over many years may experience problems with their liver, kidneys, or central nervous systems, and may have an increased risk of getting cancer.		
Haloacetic Acids (HAA5)	ppb	10.3	1.42 - 10.3	60	-		Some people who drink water containing haloacetic acids in excess of the MCL over many years may have an increased risk of getting cancer.		
<b>DISINFECTANT</b>									
Substance	Units	Highest Quarterly Average	Range Detected	MRDL	MRDLG	Possible Sources of Contaminant	Health Effects		
Free Chlorine	mg/L	0.46	ND - 0.8	4	4	Water additive to inactivate harmful organisms.	Some people who use water containing chlorine well in excess of the MRDL could experience irritating effects in their eyes and nose.		
<b>LEAD &amp; COPPER</b>									
Substance	Units	90th Percentile	Range Detected	Action Level (EPA's MCLs)	Ideal Goals (EPA's MCLGs)	Possible Sources of Contaminant	Health Effects		
Copper (0 of 23 samples taken exceeded action level)	ppm	0.126	0.046 - 0.198	1.3	1.3	Corrosion of household plumbing systems; erosion of natural deposits; leaching from wood preservatives.	Copper is an essential nutrient, but some people who drink water containing copper in excess of the action level over a relatively short amount of time could experience gastrointestinal distress. Some people who drink water containing copper in excess of the action level over many years could suffer liver or kidney damage. People with Wilson's Disease should consult their personal doctor.		
Lead (0 of 23 samples taken exceeded action level)	ppb	ND	ND - 6.9	15	0	Corrosion of household plumbing systems; Erosion of natural deposits.	Infants and children who drink water containing lead in excess of the action level could experience delays in their physical or mental development. Children could show slight deficits in attention span and learning disabilities. Adults who drink this water over many years could develop kidney problems or high blood pressure.		

Samples Collected from Your Faucets						
Substance	Units	Highest Level Detected	Range Detected	OSRG	Possible Sources of Contaminant	Health Effects
<b>UNREGULATED CONTAMINANTS</b>						
Bromodichloromethane	ppb	16.64	15.13 - 16.64	-	Trihalomethane; by-product of drinking water chlorination	Some people who drink water containing bromodichloromethane at high concentrations for many years could experience liver and kidney problems
Bromoform	ppb	2.49	2.34 - 2.49	-		Some people who drink water containing bromoform at high concentrations for many years could experience liver and kidney problems
Chloroform	ppb	22.29	18.16 - 22.29	70		Some people who drink water containing chloroform at high concentrations for many years could experience liver and kidney problems and may have an increased risk of cancer.
Dibromochloromethane	ppb	13.32	12.86 - 13.32	-		Some people who drink water containing dibromochloromethane at high concentrations for many years could experience liver and kidney problems
Monochloroacetic Acid	ppb	6.3	ND - 6.3	-		
Dichloroacetic Acid	ppb	2.2	1.42 - 2.2	-	Haloacetic Acid; by-product of drinking water chlorination. These acids are regulated as a group. See Halo-acetic Acids listed in previous table.	
Trichloroacetic Acid	ppb	1.79	ND - 1.79	-		Some people who drink water containing haloacetic acids in excess of the MCL over many years may have an increased risk of getting cancer.
Monobromoacetic Acid	ppb	ND	ND	-		
Dibromoacetic Acid	ppb	ND	ND	-		

**Definitions**

- Maximum Contaminant Level (MCL)** - This is the highest level of a contaminant that is allowed in drinking water. MCLs are set as close to the MCLGs as feasible using the best available technology.
- Maximum Contaminant Level Goal (MCLG)** - The level of a contaminant in drinking water below which there is no known or expected risk to health. MCLGs allow for a margin of safety.
- Maximum Residual Disinfectant Level (MRDL)** - The highest level of a disinfectant (chlorine, chloramines, chlorine dioxide) allowed in drinking water. There is convincing evidence that addition of a disinfectant is necessary for control of microbial contaminants.
- Maximum Residual Disinfectant Level Goal (MRDLG)** - The level of a drinking water disinfectant (chlorine, chloramines, chlorine dioxide) below which there is no known or expected risk to health. MRDLG's do not reflect the benefits of the use of disinfectants to control microbial contaminants.
- Action Level** - The concentration of a contaminant which, if exceeded, triggers treatment or other requirements which a water system must follow.
- Treatment Technique (TT)** - A required process intended to reduce the level of a contaminant in drinking water.
- 90th Percentile** - Out of every 10 homes sampled, 9 were at or below this level.
- Secondary Maximum Contaminant Level (SMCL)** - These standards are developed to protect the aesthetic qualities of drinking water and are not health based.
- Massachusetts Office of Research and Standards Guideline (ORSG)** - This is the concentration of a chemical in drinking water, at or below which, adverse health effects are unlikely to occur after chronic (lifetime) exposure. If exceeded, it serves as an indicator of the potential need for further action.
- Unregulated Contaminant** - Unregulated contaminants are those for which EPA has not established drinking water standards. The purpose of unregulated contaminant monitoring is to assist EPA in determining their occurrence in drinking water and whether future regulations are warranted.
- Running Annual Average (RAA)** - The average of four consecutive quarters of data.

**Notes:**

- The state allows us to monitor for some contaminants less than once per year because the concentrations of these contaminants do not change frequently. Some of our data, though representative, are more than one year old.
- Unregulated contaminants are those for which EPA has not established drinking water standards. The purpose of unregulated contaminant monitoring is to assist EPA in determining their occurrence in drinking water and whether future regulation is warranted.
- The Massachusetts Office of Research and Standards has set a guideline of 20 ppm for sodium.